

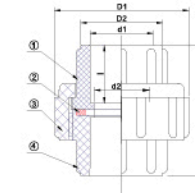
CPVC VALVES

VALVE



CPVC VALVES AND FITTINGS

ASTM F1970



ITEM:CU001

- END CONNECTOR: THREAD, SOCKET
- WORKING PRESSURE:150 PSI



UNION

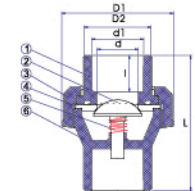
Specification of material

| NO. | PART | MATERIAL | Q'TY |
|-----|---------------|----------|------|
| 1 | End Connector | CPVC | 1 |
| 2 | O-Ring | EPDM | 1 |
| 3 | Union Nut | CPVC | 1 |
| 4 | Body | CPVC | 1 |

UNION

Dimensions

| Nom Size | NPT Thd./in | BSPT Thd./in | JIS d1 | BS d1 | ANSI d1 | DIN d1 | d2 | D2 | D1 | I | L |
|--------------|-------------|--------------|--------|-------|---------|--------|-----|-------|-------|------|-------|
| 15mm(1/2") | 14 | 14 | 22 | 22 | 21.34 | 20 | 14 | 29.20 | 50.6 | 20.5 | 48 |
| 20mm(3/4") | 14 | 14 | 26 | 26 | 26.67 | 25 | 19 | 34.5 | 56.7 | 22 | 53.6 |
| 25mm(1") | 11.5 | 11 | 32 | 34 | 33.4 | 32 | 24 | 42.6 | 66.5 | 28 | 63 |
| 32mm(1 1/4") | 11.5 | 11 | 38 | 42 | 42.16 | 40 | 32 | 52 | 81 | 30 | 72.6 |
| 40mm(1 1/2") | 11.5 | 11 | 48 | 48 | 48.26 | 50 | 40 | 59 | 86.8 | 34.5 | 85 |
| 50mm(2") | 11.5 | 11 | 60 | 60 | 60.33 | 63 | 45 | 72.1 | 105.8 | 40 | 103 |
| 65mm(2 1/2") | 8 | 11 | 76 | 76 | 73.03 | 75 | 60 | 90 | 129 | 40 | 109 |
| 80mm(3") | 8 | 11 | 89 | 89 | 88.9 | 90 | 80 | 103.5 | 145.5 | 48 | 125.5 |
| 100mm(4") | 8 | 11 | 114 | 114 | 114.3 | 110 | 100 | 132.5 | 175 | 60 | 160 |



ITEM NO:CSU02

SINGLE UNION SPRING CHECK VALVE

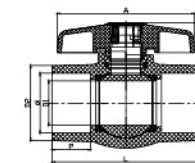
Specification of material

| NO. | PART | MATERIAL | Q'TY |
|-----|-----------------|-----------------|------|
| 1 | Union Connector | CPVC | 1 |
| 2 | Gate | CPVC | 1 |
| 3 | Union Nut | CPVC | 1 |
| 4 | Space Seal | EPDM | 1 |
| 5 | Spring | STAINLESS STEEL | 1 |
| 6 | Body | CPVC | 1 |

SINGLE UNION SPRING CHECK VALVE

Dimensions

| Nom Size | NPT Thd./in | BSPT Thd./in | JIS d1 | BS d1 | ANSI d1 | DIN d1 | d | D2 | D1 | I | L |
|--------------|-------------|--------------|--------|-------|---------|--------|------|------|-------|------|-------|
| 15mm(1/2") | 14 | 14 | 22 | 22 | 21.34 | 20 | 16 | 27.5 | 51.3 | 20.5 | 80 |
| 20mm(3/4") | 14 | 14 | 26 | 26 | 26.67 | 25 | 19 | 35.5 | 65.5 | 22 | 86.5 |
| 25mm(1") | 11.5 | 11 | 32 | 34 | 33.4 | 32 | 24 | 41.5 | 73.7 | 28.0 | 96 |
| 32mm(1 1/4") | 11.5 | 11 | 38 | 42 | 42.16 | 40 | 32 | 51.6 | 86.8 | 30.0 | 105 |
| 40mm(1 1/2") | 11.5 | 11 | 48 | 48 | 48.26 | 50 | 40 | 60.9 | 102 | 34.7 | 115.5 |
| 50mm(2") | 11.5 | 11 | 60 | 60 | 60.33 | 63 | 49.8 | 75 | 119.8 | 40 | 141 |



ITEM NO:CCV01

COMPACT BALL VALVE

Dimensions

| Nom Size | d | D1 | D2 | P | L | H | A |
|--------------|-------|------|------|------|-------|------|------|
| 15mm(1/2") | 21.54 | 15 | 32.1 | 21.6 | 80 | 44.9 | 68.5 |
| 20mm(3/4") | 26.9 | 20 | 38.5 | 25 | 93.3 | 52 | 80.5 |
| 25mm(1") | 33.7 | 24 | 47 | 29 | 106.3 | 65 | 100 |
| 32mm(1 1/4") | 42.4 | 30 | 54 | 32 | 121.3 | 70 | 108 |
| 40mm(1 1/2") | 48.56 | 33.8 | 62 | 35.4 | 133.3 | 73.5 | 108 |
| 50mm(2") | 60.5 | 45 | 75.7 | 38.6 | 149 | 81 | 138 |