




# PVC PRESSURE PIPES & FITTINGS

(DIN8063 PN16)

**PRESSURE**



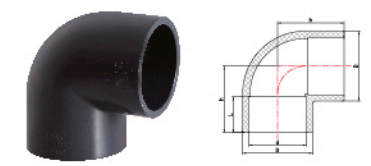
## DIN8063 PVC PRESSURE PIPES & FITTINGS PN16



ITEM NO: US6001

### ● PRESSURE PIPES PN16

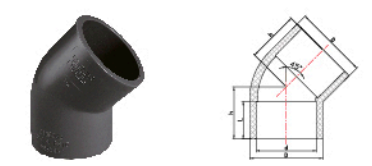
Size	Nom	Outer Dia	Wall Thickness
20	20	20	2.0
25	25	25	2.0
32	32	32	2.4
40	40	40	3.0
50	50	50	3.7
63	63	63	4.7
75	75	75	5.6
90	90	90	6.7
110	110	110	7.2



ITEM NO: US6E02

### ● 90° ELBOW


Nom Size	D	d	L	h
20	27	20	16.5	28
25	33	25	19.5	33.5
32	41.3	32	22.5	40
40	50.4	40	26.5	48
50	61	50	31.5	58
63	75.9	63	38.5	72
75	89.8	75	44.5	84
90	107.8	90	51.5	99
110	131	110	61.5	119
125	148.1	125.6	69	134.5
140	140.7	165.3	76.5	149.5
160	188	160	86.5	169.5



ITEM NO: US6E01

### ● 45° ELBOW

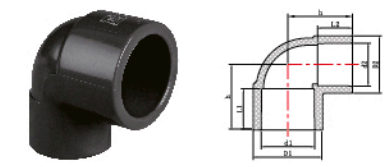
Nom Size	D	d	L	h
20	27	20	16.5	21.5
25	33	25	19.5	25.5
32	41.3	32	22.5	30
40	50.4	40	26.5	36
50	61	50	31.5	43.5
63	75.9	63	38.5	53.5
75	89.8	75	44.5	62
90	107.8	90	51.5	72.5
110	131	110	61.5	87.5
125	148.1	125.6	69	98
140	165.3	140.7	76.5	108.5
160	188	160	86.5	123



ITEM NO: USF002

### ● FEMALE ADAPTOR M/F

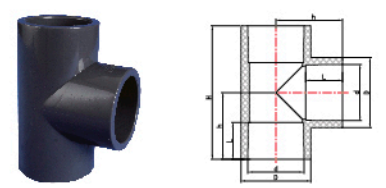
Size	Nom	D1	D2	D	d	L	L1	H	Rc
25X20X1/2"		32	28.5	25	20	17	19.5	46	1/2"



ITEM NO: US6E07

### ● REDUCING ELBOW

Size	Nom	D1	d1	L1	D2	d2	L2	h
25x20		33	25	19.5	27	20	16.5	30.5



ITEM NO: US6T01

### ● TEE

Nom Size	D	d	L	H	h
20	27	20	16.5	56	28
25	33	25	19.5	67	33.5
32	41.3	32	22.5	80	40
40	50.4	40	26.5	96	48
50	61	50	31.5	117	58
63	75.9	63	38.5	144	72
75	89.8	75	44.5	168	84
90	107.8	90	51.5	197	98.5
110	131	110	61.5	237	118.5
125	148.1	125.6	69		134.5
140	140.7	165.3	76.5		149.5
160	188	160	86.5	337	168.5